

1. Overview – November 2017 examinations

	Number of candidates sitting	Number of candidates who passed	Pass rate %	Median score	Average score
Electrical Appliance Serviceperson (EAS)	50	39	78	82.5	76
Electrical Appliance Serviceperson (Qualified) (EASQ)	30	22	73	75	70.5
Electrical Service Technician (EST)	240	153	64	64.5	61.5
Electrician Regulations (ER)	813	493	61	63	62
Electrician Theory (ET)	781	498	64	64	62
Electrical inspector (EI)	57	51	89.5	80	75.5
Electrical Installer (EIN)	3	3	100	86.5	82
Associated Tradesperson (AT)	7	7	100	86	84.5
TOTAL	1981	1266	64	86	82

2. Issues of interest – November 2017

Overall	
Comment	Suggestion or recommendation for Board consideration
<p>The moderation and marking of the examination papers went well.</p> <p>The overall pass rate of 64% compares favorably with the long-run pass-rate of November examinations</p>	

Electrical Appliance Serviceperson	
Comment	Suggestion or recommendation for Board consideration
<p>The pass rate of 78% is consistent with the previous pass rates for this examination.</p> <p>18 candidates gained between 90 and 97 marks with two candidates gaining 97 marks.</p> <p>Candidates generally did well in all questions. The average mark for question 1 was 16, while the average marks for questions 2 to 9 ranged between 6 and 8 marks.</p> <p>Marker comments:</p> <p>This was another excellent examination paper and it covered the syllabus extremely well, it was well moderated with no changes needed in the answers.</p>	

Electrical Appliance Serviceperson (Qualified)	
Comment	Suggestion or recommendation for Board consideration
<p>The pass rate of 73% is consistent with the previous pass rates for this examination.</p> <p>5 candidates gained between 90 and 98 marks with one candidate gaining 98 marks.</p> <p>Candidates generally did well in all questions.</p> <p>Marker comments:</p> <p>This was another excellent examination paper and it covered the syllabus extremely well, it was well moderated with no changes needed in the answers.</p>	

Electrical Service Technician	
Comment	Suggestion or recommendation for Board consideration
<p>The pass rate of 64% is consistent with results for this examination.</p> <p>10 candidates gained between 90 marks and 93 marks.</p> <p>Candidates generally did well in questions 1, 2, 4, 5, 6, 7 and 9. The average mark for question 1 was 13 marks. The average mark for questions 2, 4, 5, 6, 7 and 9 ranged between 6 and 7 marks.</p> <p>Markers comments.</p> <ul style="list-style-type: none"> • This seemed a good paper which tested many different areas. There was a good mix of easy and more difficult questions to differentiate between the candidates. • Still too many candidates unaware of what "test-prove-test" means. They referred to it throughout the paper without being able to explain how it applies. • Candidates had difficulty with protection and motor theory. 	

Electrician Regulations	
Comment	Suggestion or recommendation for Board consideration
<p>The pass rate of 61% is consistent with results for this examination.</p> <p>29 candidates gained between 90 and 99 marks. One candidate gained 99 marks.</p> <p>Candidates generally did well in questions 1, 2, 5, 6 and 8. The average mark for question 1 was 14 marks. The average mark for questions 2, 5, 6, and 8 ranged between 6 and 8 marks.</p> <p>Markers comments.</p> <ul style="list-style-type: none"> • The exam was generally well completed by most candidates. The standard of accuracy in writing the answers was reasonable. The calculation questions were not well answered. The exam covered the syllabus and was fair to all. • Considering the additional pointers given in the preamble to some questions it is still surprising that some candidates still turn up for the exam totally unprepared for what is being asked. The candidates are told before the exam which documents are required on the day and yet some candidates fail to bring them to the exam. • Based upon the number of candidates who failed to complete the paper it appears that the exam, while fair, maybe have been too long for some. (How well had they prepared?) 	

Electrician Theory	
Comment	Suggestion or recommendation for Board consideration
<p>The pass rate of 64% is a good result (the second in a row) for an examination where the pass rate can sometimes be low.</p> <p>45 candidates gained between 90 and 99 marks. One candidate gained 99 marks.</p> <p>Candidates generally did well in questions 1, 2, 3, 5, 6 and 7. The average mark for question 1 was 12 marks. The average mark for questions 2, 3, 5, 6, and 7 ranged between 6 and 7.5 marks.</p> <p>It is pleasing to see some exam centres finally achieving good results (centres 102, 111, 117 and 122) which are comparable to those centres which consistently achieve good results.</p> <p>Markers comments.</p> <ul style="list-style-type: none"> • A good well - balanced paper. Marks range from the late 90's down to the thirties. It is evident that a lot of electricians at this level are engaged in domestic work and/or commercial installation. Lack of experience with the testing of three-phase motors is widespread. • Moderation There were incorrect answers to Q2e and Q9b(i) which were missed in moderation. The sequence in some questions could also have been better arranged. • Most of the candidates attempted all the questions. • Question 4 gave them the most trouble – calculating various values from information on a motor nameplate. This proved too difficult for many. Question 9 was an easy question, but many failed to achieve a pass mark. Again, it was the calculations that proved difficult. Many failed to grasp the fact that the question was based around Ohms Law. 	

Electrical Inspector	
Comment	Suggestion or recommendation for Board consideration
<p>The pass rate of 89.5% is an excellent result for this examination.</p> <p>8 candidates gained between 90 and 96 marks.</p> <p>Candidates were well prepared and generally did well in all questions. The average mark for question 1 was 14 marks. The average mark for questions 2 to 9 ranged between 6.5 and 9 marks.</p>	

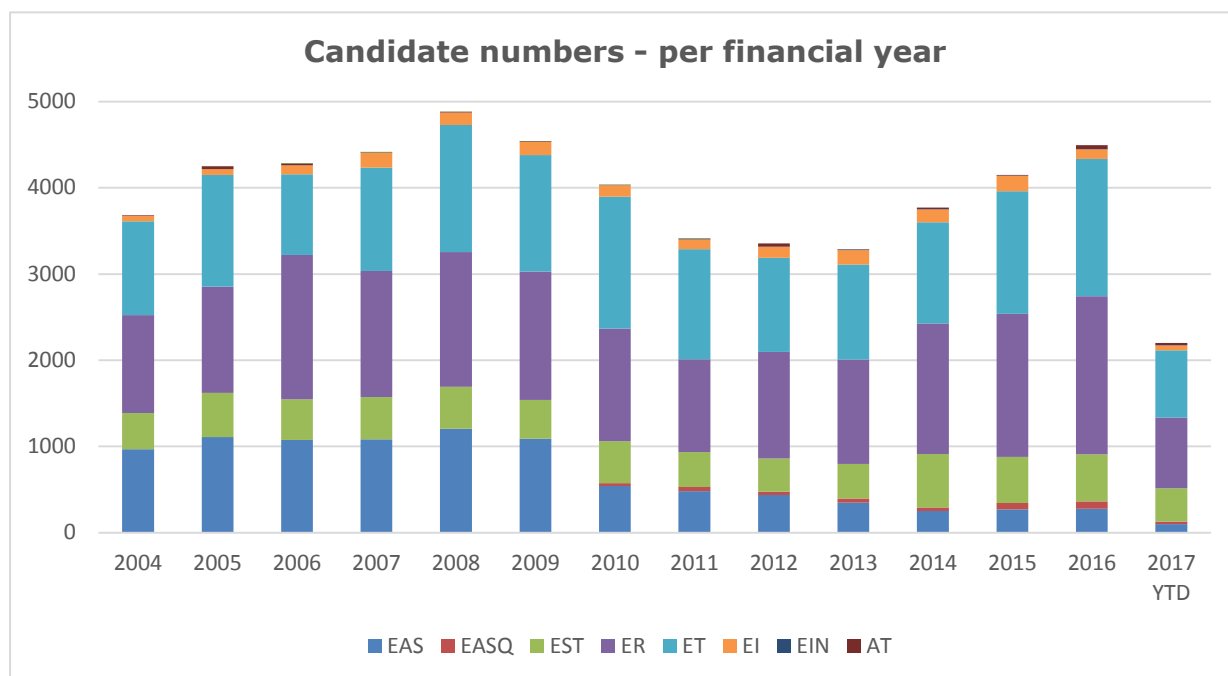
Electrical Installer	
Comment	Suggestion or recommendation for Board consideration
<p>Three candidates sat this examination, and all passed.</p>	

Associated Tradesperson	
Comment	Suggestion or recommendation for Board consideration
<p>There were 2 plumber candidates and 5 plumber/gasfitter candidates for this examination. All passed.</p>	

3. Trends in examination candidate numbers

3.1 Per year

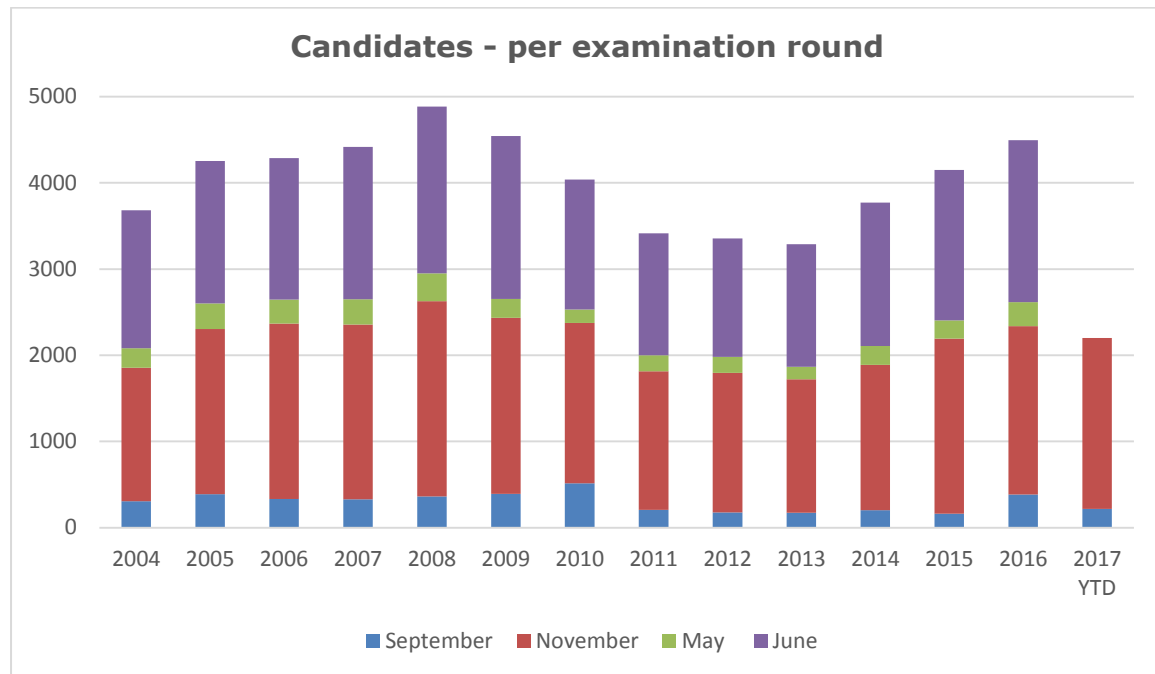
Candidate numbers for the Electrician Regulations and Theory examinations comprised 60% of the yearly total in 2004. This has steadily risen to 76%.



	EAS	EASQ	EST	ER	ET	EI	EIN	AT	ES	Total
2004	969		419	1135	1087	63		10		3683
2005	1110		510	1234	1295	68		35	1	4253
2006	1074		472	1675	937	104		17	9	4288
2007	1084		488	1464	1198	172		3	9	4418
2008	1205		486	1563	1475	146		8	1	4884
2009	1090		448	1490	1351	153		7	6	4545
2010	540	34	487	1308	1530	131	3		7	4040
2011	482	46	407	1076	1277	112	5	1	7	3413
2012	437	37	384	1238	1093	126	4	38		3357
2013	348	48	401	1209	1104	170	5	2		3287
2014	250	42	618	1515	1176	147	4	18		3770
2015	269	74	537	1660	1420	178	3	10		4151
2016	275	87	547	1833	1595	110	3	44		4494
2107 YTD	97	30	387	820	781	57	3	24		2199
Total	9230	398	6591	19220	17319	1737	30	217	40	54782

3.2 Per examination round

Since 2004 candidate numbers in the November and June examinations have comprised between 85% and 91% of the total number sitting in any year. November candidate numbers tend to be slightly higher than June.



	September	November	May	June	Total
2004	308	1547	227	1601	3683
2005	387	1918	295	1653	4253
2006	334	2035	276	1643	4288
2007	330	2027	293	1768	4418
2008	362	2264	326	1932	4884
2009	391	2042	221	1891	4545
2010	513	1861	155	1511	4040
2011	207	1608	185	1413	3413
2012	178	1617	187	1375	3357
2013	173	1550	144	1420	3287
2014	202	1687	218	1663	3770
2015	161	2032	212	1746	4151
2016	383	1955	277	1879	4494
2017 YTD	218	1981			2199
Total	4147	26124	3016	21495	54782

4. Trends in candidate performance

This section plots the trends in candidate performance relating to pass rates, median marks and average marks.

For the median marks and average marks, the pass rates have been superimposed to give an indication of how these change with the pass rates.

4.1 All exams

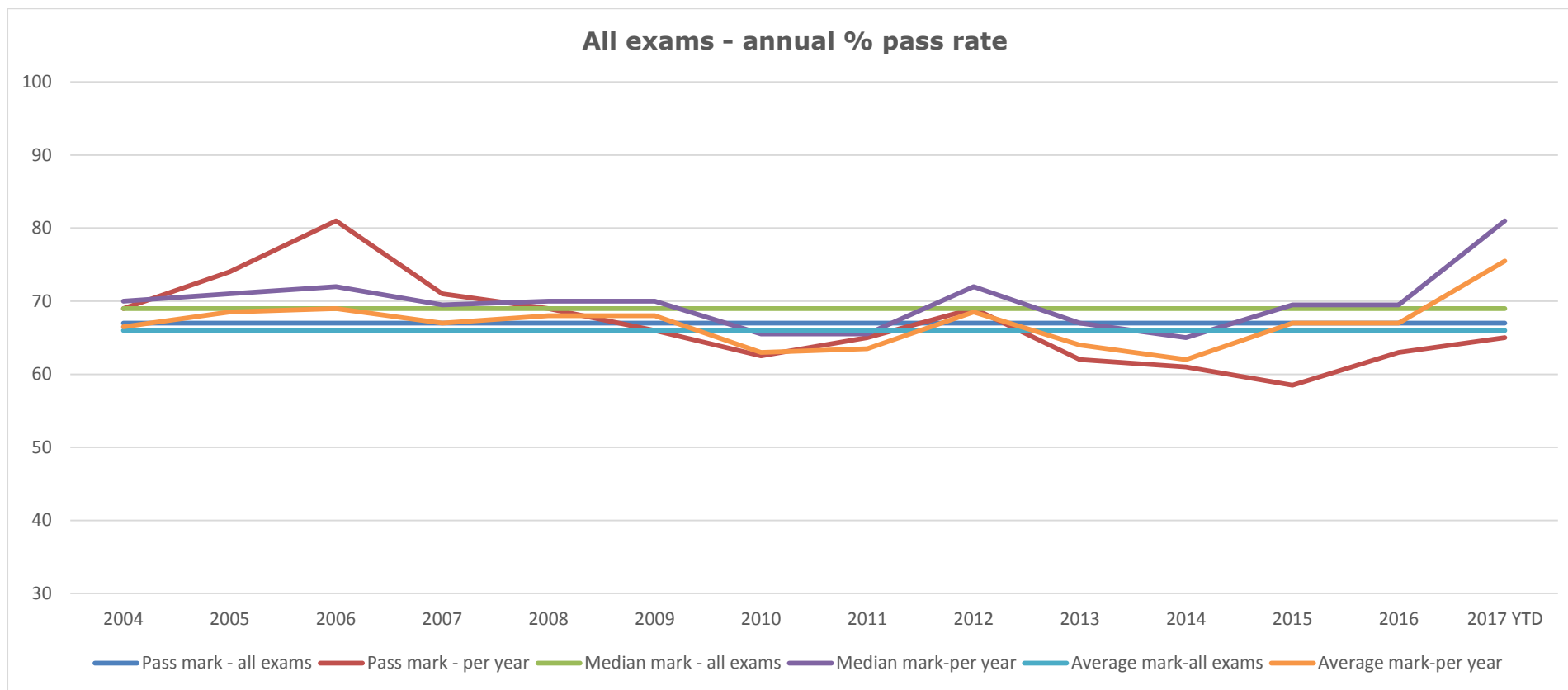
The pass rate for all examinations sat since 2004 is 67%.

All classes of examination, except for Electrician Theory, have overall pass rates at or above 67%. The overall pass rate for Electrician Theory examinations since 2004 is 57%.

4.1 All exams

This chart tracks the pass rate, median mark and average mark for all examinations conducted since 2004.

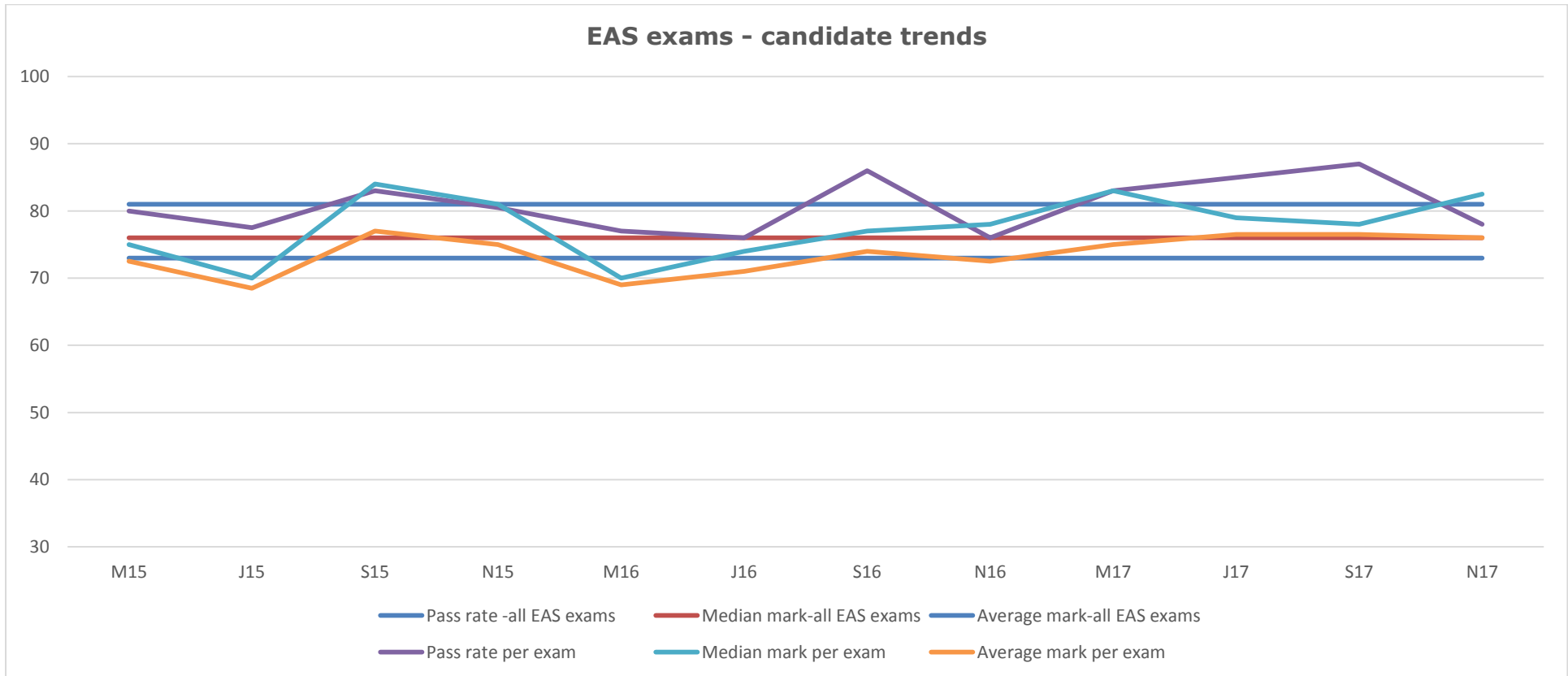
The trends in the pass rate, median mark and average mark are shown for the financial years 2004 to date.



4.2 EAS Examinations

This chart tracks the pass rate, median mark and average mark for all EAS examinations conducted since 2004.

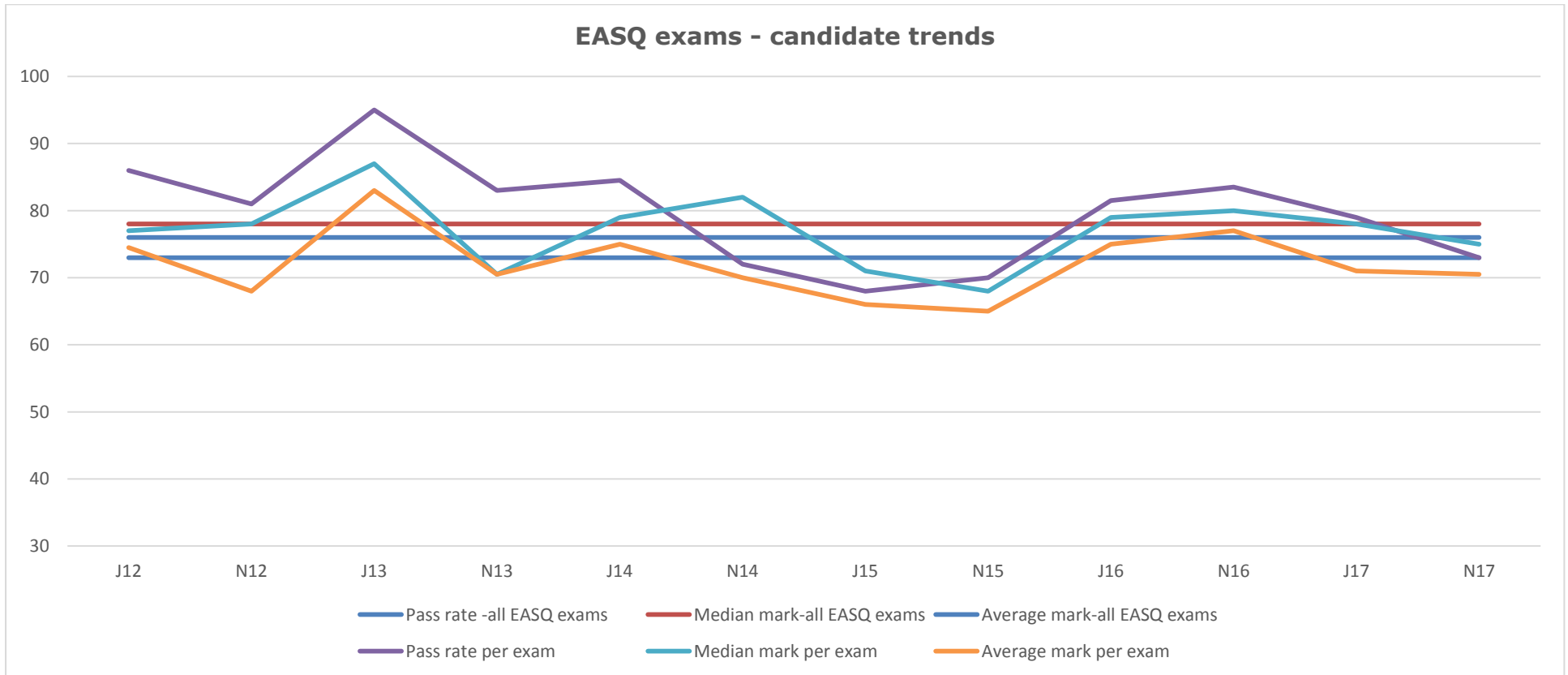
The trends in the pass rate, median mark and average mark are shown for the previous 12 EAS examinations, including the examination that is the subject of this report (if applicable).



4.3 EASQ Examinations

This chart tracks the pass rate, median mark and average mark for all EASQ examinations conducted since 2010.

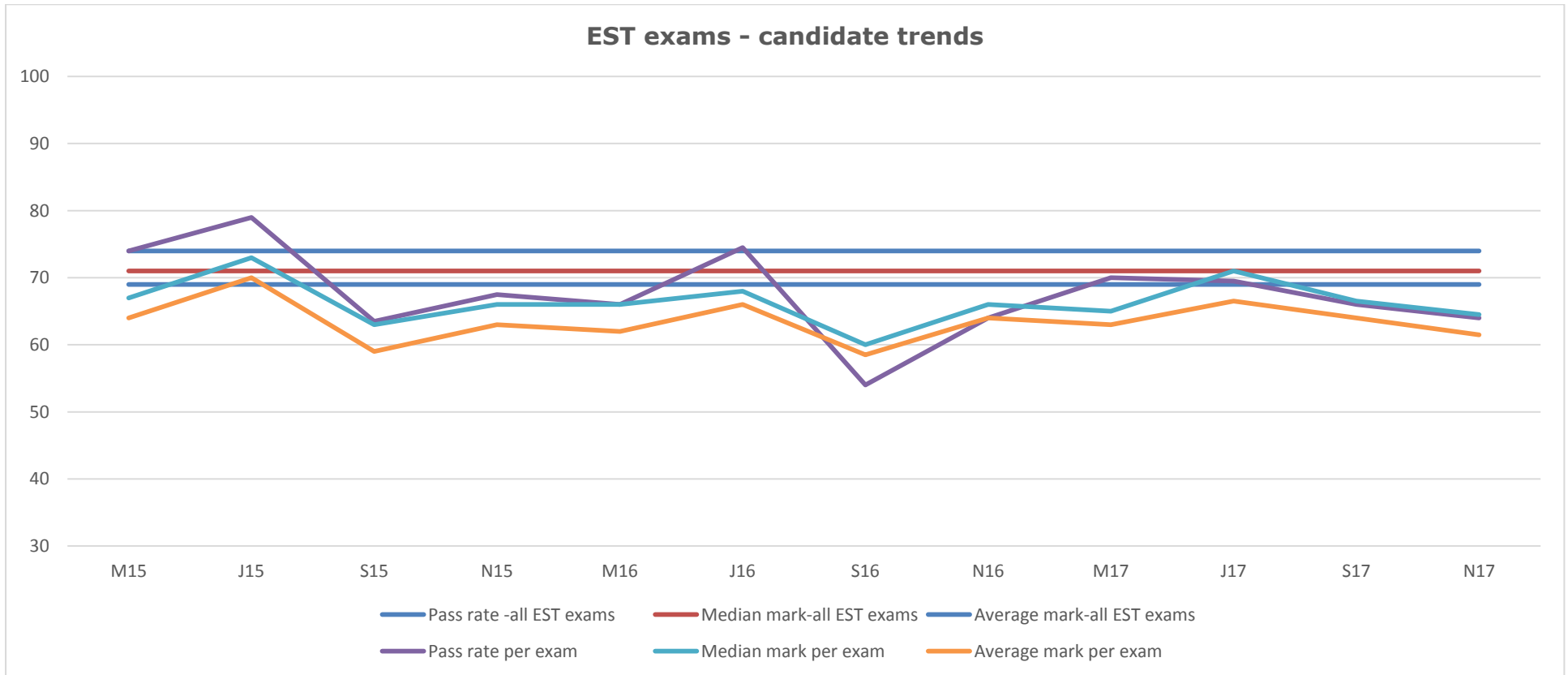
The trends in the pass rate, median mark and average mark are shown for the previous 12 EASQ examinations, including the examination that is the subject of this report (if applicable).



4.4 EST Examinations

This chart tracks the pass rate, median mark and average mark for all EST examinations conducted since 2004.

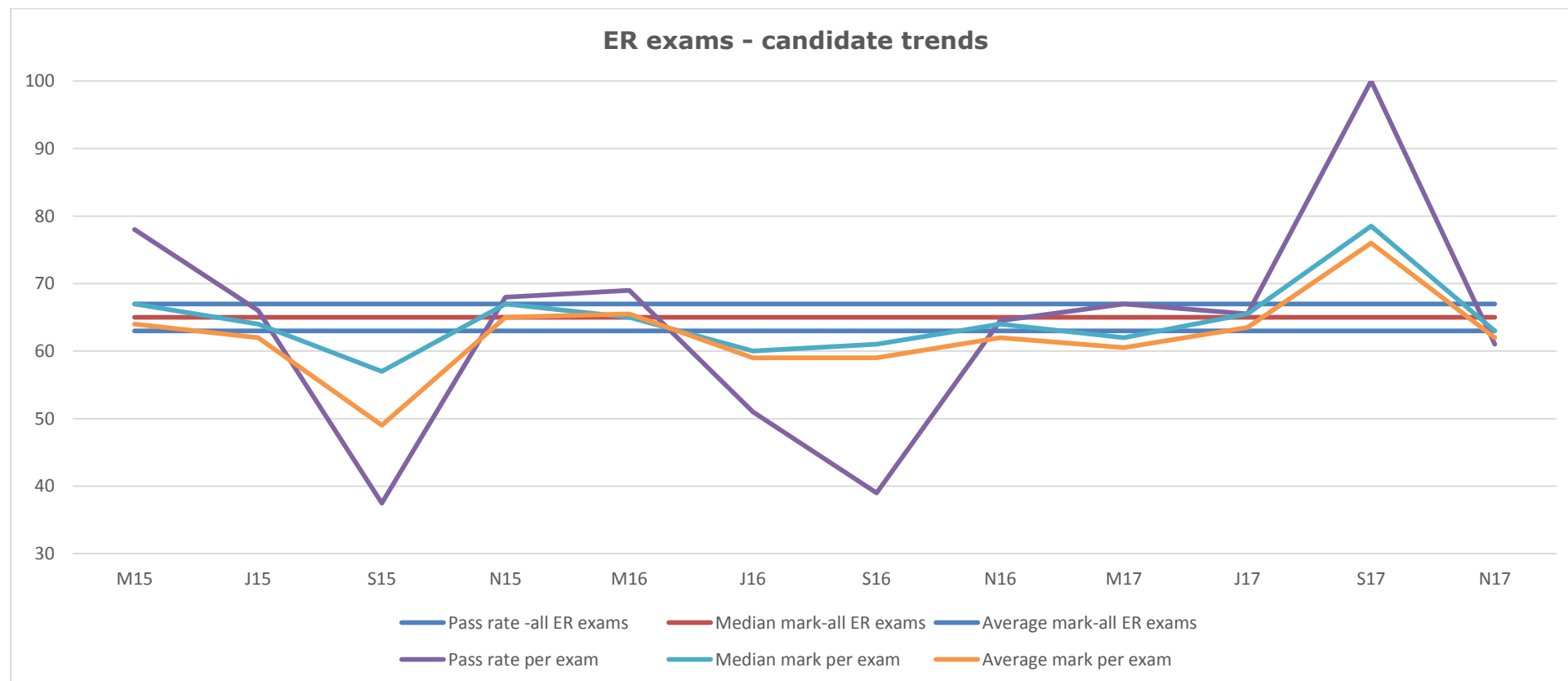
The trends in the pass rate, median mark and average mark are shown for the previous 12 EST examinations, including the examination that is the subject of this report (if applicable).



4.5 ER Examinations

This chart tracks the pass rate, median mark and average mark for all ER examinations conducted since 2004.

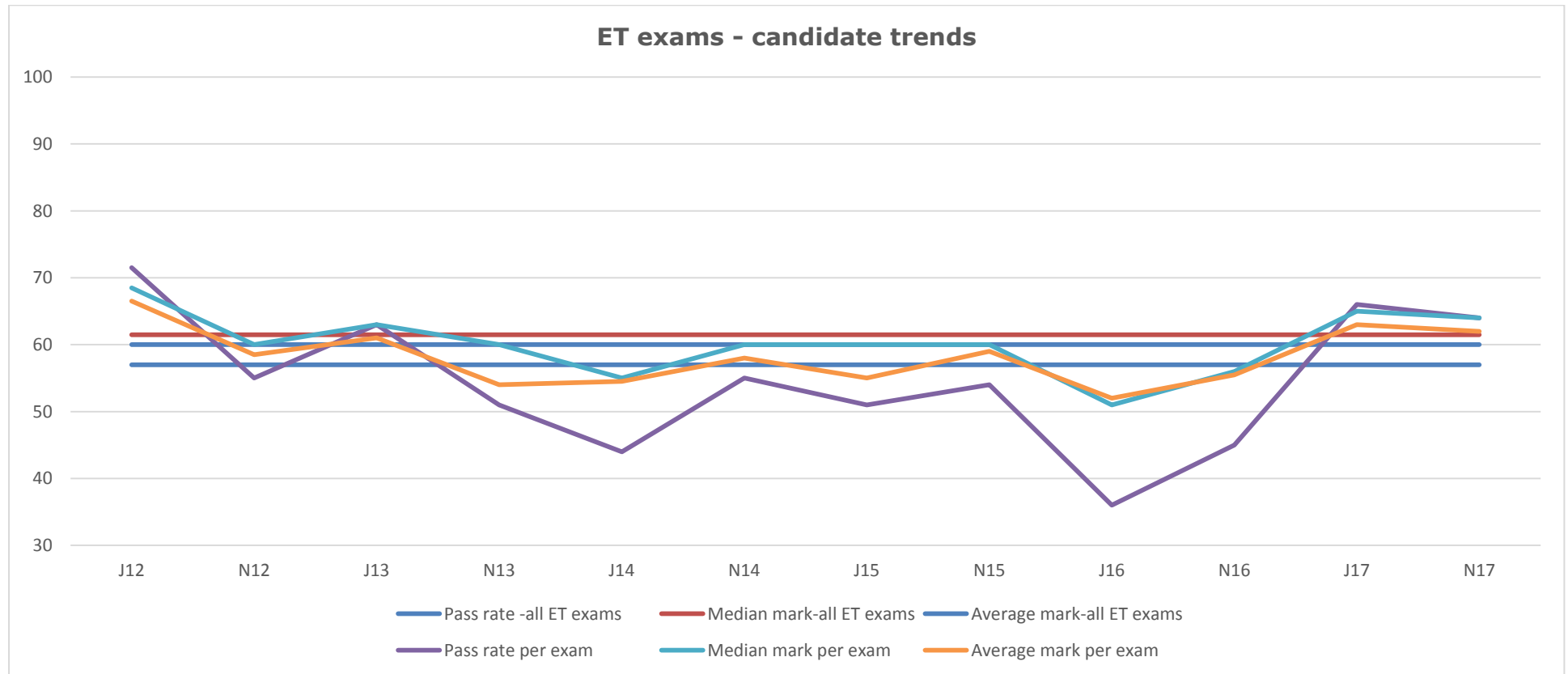
The trends in the pass rate, median mark and average mark are shown for the previous 12 ER examinations, including the examination that is the subject of this report (if applicable).



4.6 ET Examinations

This chart tracks the pass rate, median mark and average mark for all ET examinations conducted since 2004.

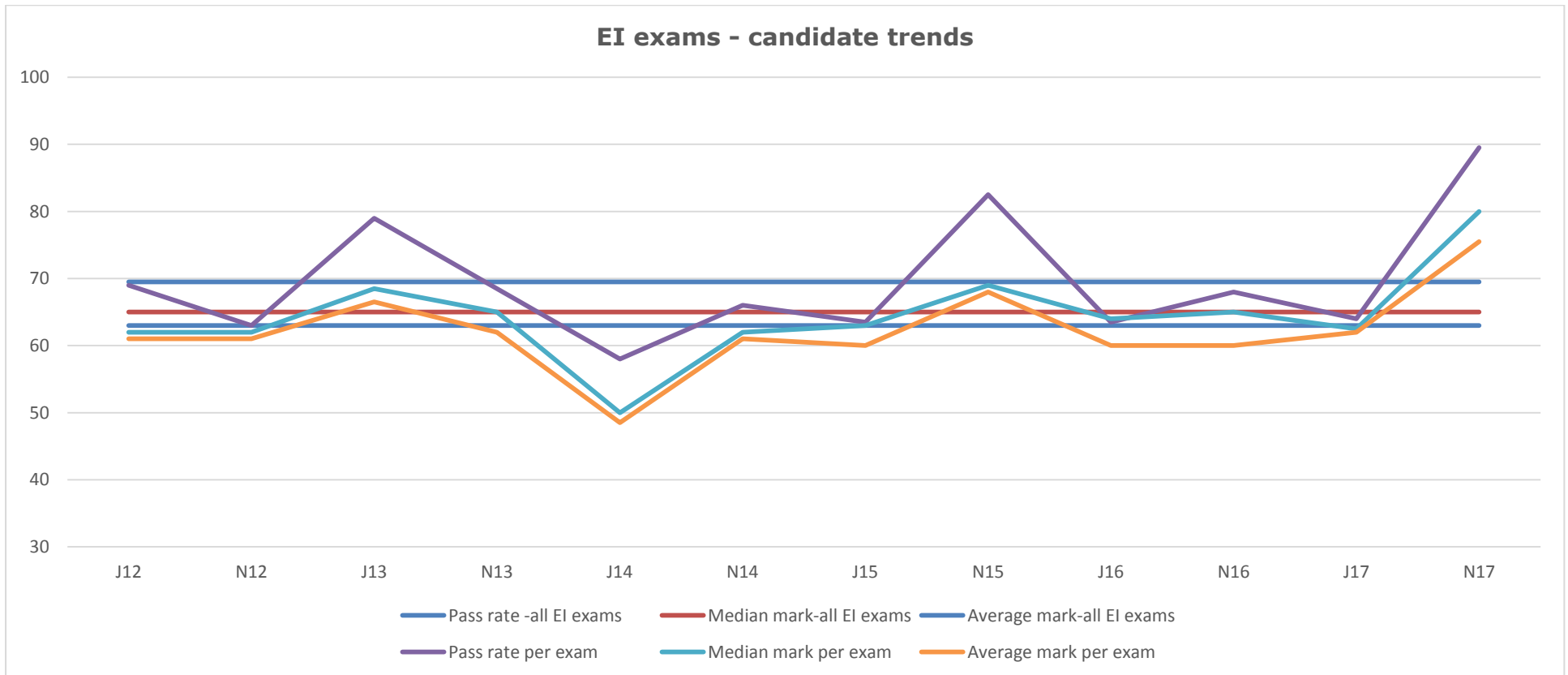
The trends in the pass rate, median mark and average mark are shown for the previous 12 ET examinations, including the examination that is the subject of this report (if applicable).



4.7 EI Examinations

This chart tracks the pass rate, median mark and average mark for all EI examinations conducted since 2004.

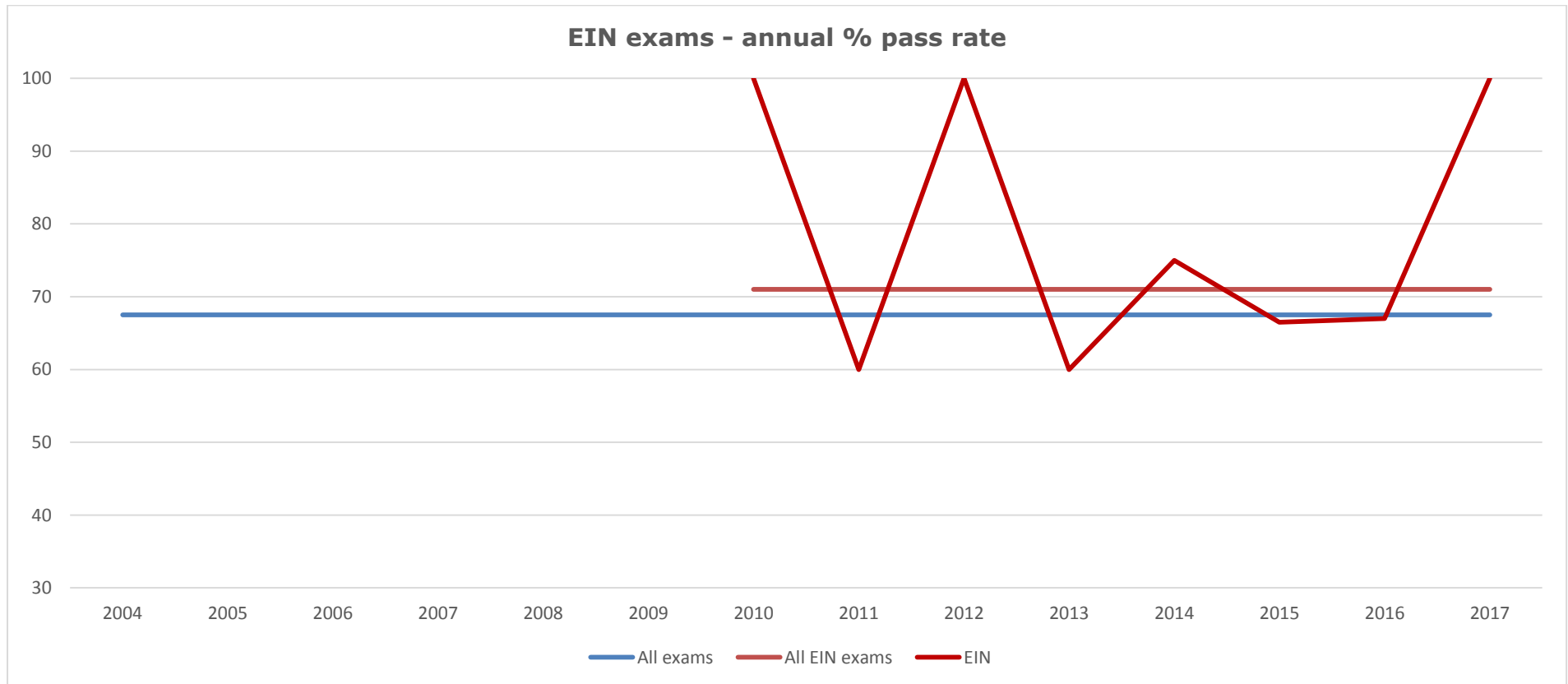
The trends in the pass rate, median mark and average mark are shown for the previous 12 EI examinations, including the examination that is the subject of this report (if applicable).



4.8 EIN Examinations

The pass rate for all exams sat since 2004 is 67.5%. The pass rate for all EIN exams sat since 2010 is 68%.

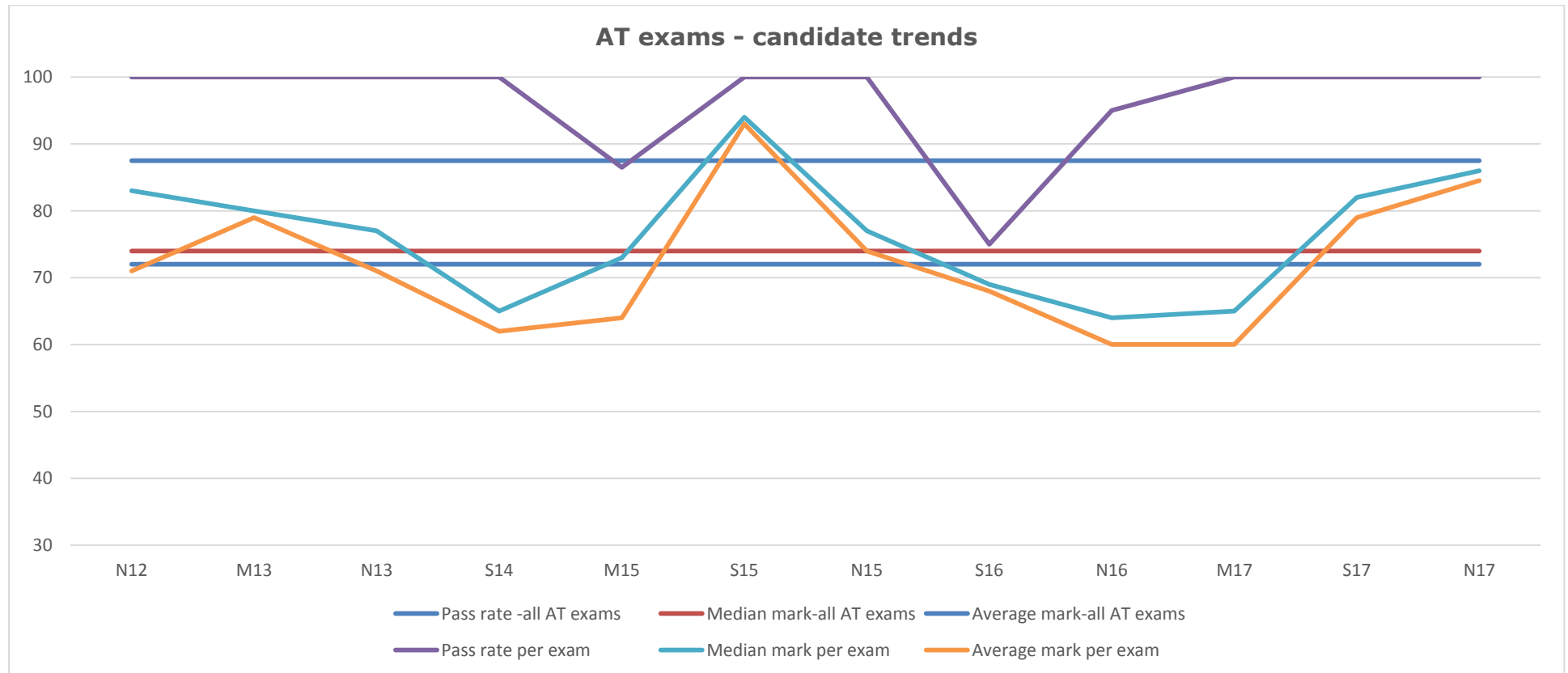
It is not possible to do any meaningful analysis on this examination. Only 30 candidates have sat since 2010.



4.9 AT Examinations

This chart tracks the pass rate, median mark and average mark for all AT examinations conducted since 2004.

The trends in the pass rate, median mark and average mark are shown for the previous 12 AT examinations, including the examination that is the subject of this report (if applicable).



5. Trends in examination centre pass rates

The examination centre pass rate data is derived from the calendar years 2009 to date. The data shown is only for those centres currently operating.

The calendar year is used because:

- (a) This coincides with the academic year.
- (b) New Board examination centre codes are issued each calendar year.

The examination centres shown are:

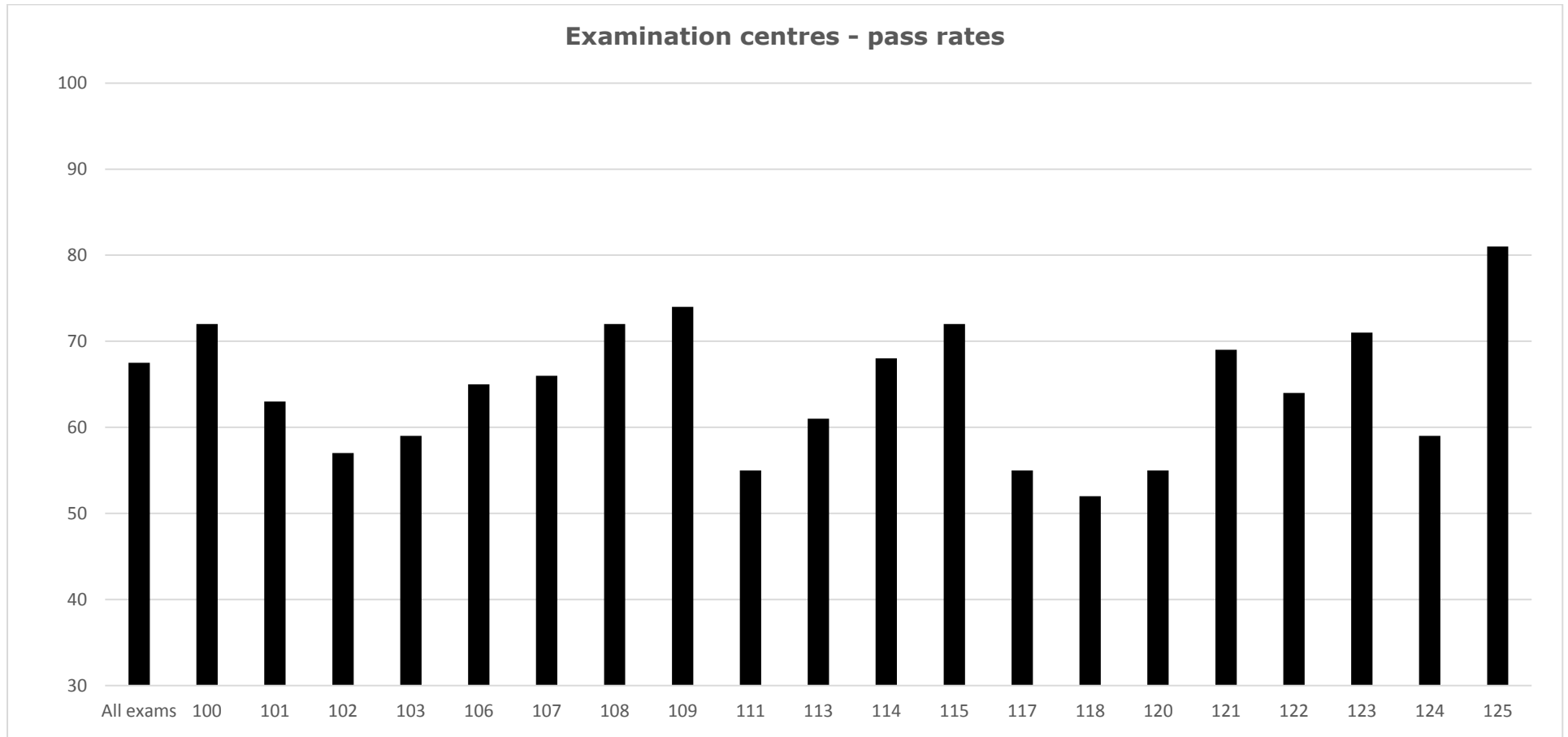
100
101
102
103
106
107
108
109
111
113
114
115
117
118
120
121
122
123
124
125

- * These are centres that operate sporadically, such as the one in the United Kingdom

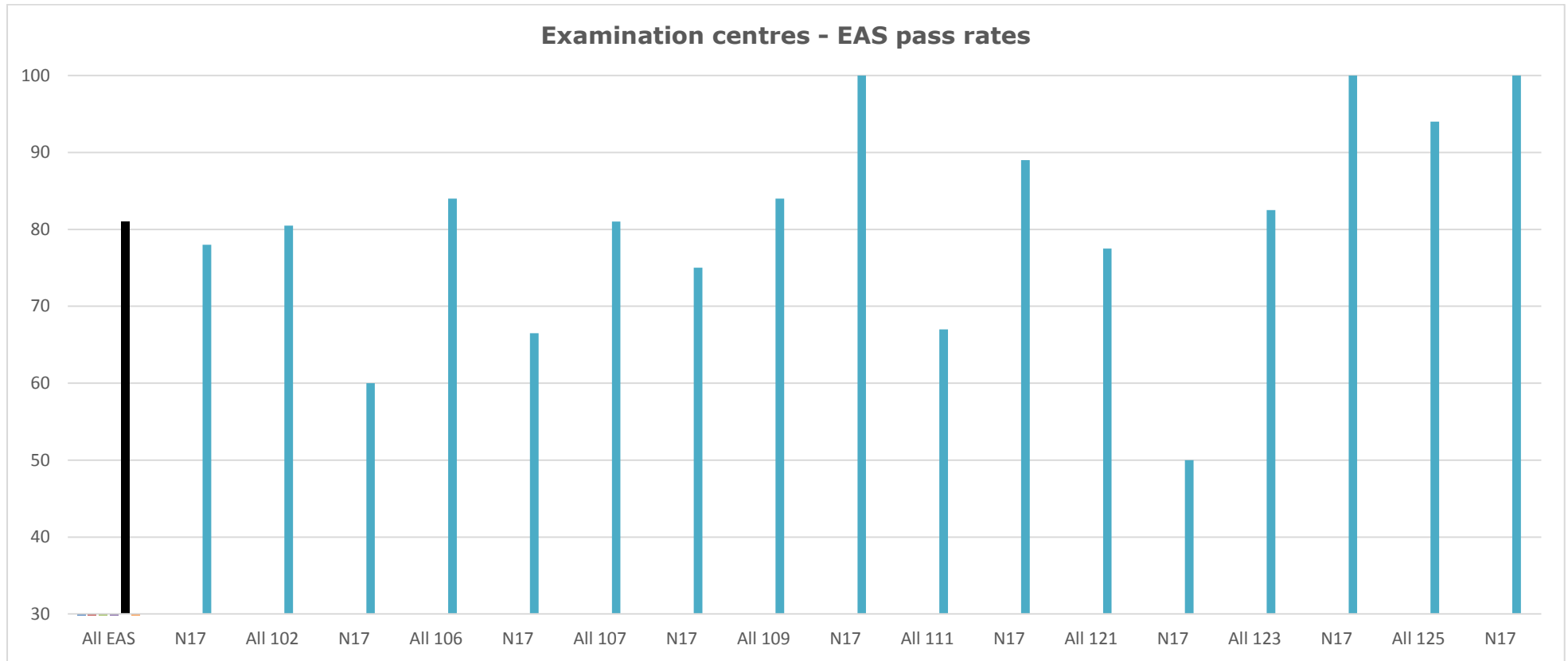
The charts for each individual examination show, in turn:

- The pass rate for all exams of that type.
- The pass rate for the examination in this examination round.
- For each examination centre that had candidates sit in this examination round:
 - * The pass rate for all examinations of that type sat at that centre since 2009 (All xxx).
 - * The pass rate at that centre for the examination in this examination round (M, Y).

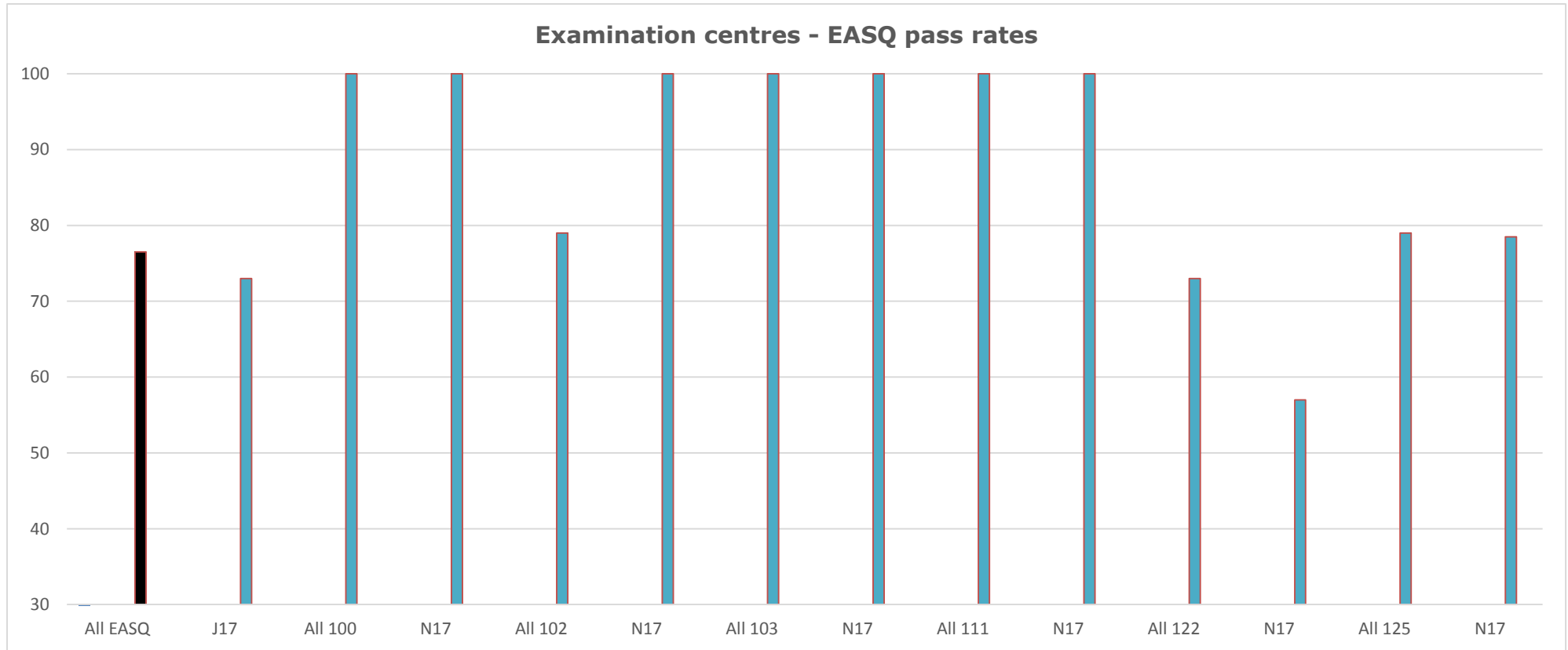
5.1 All examinations



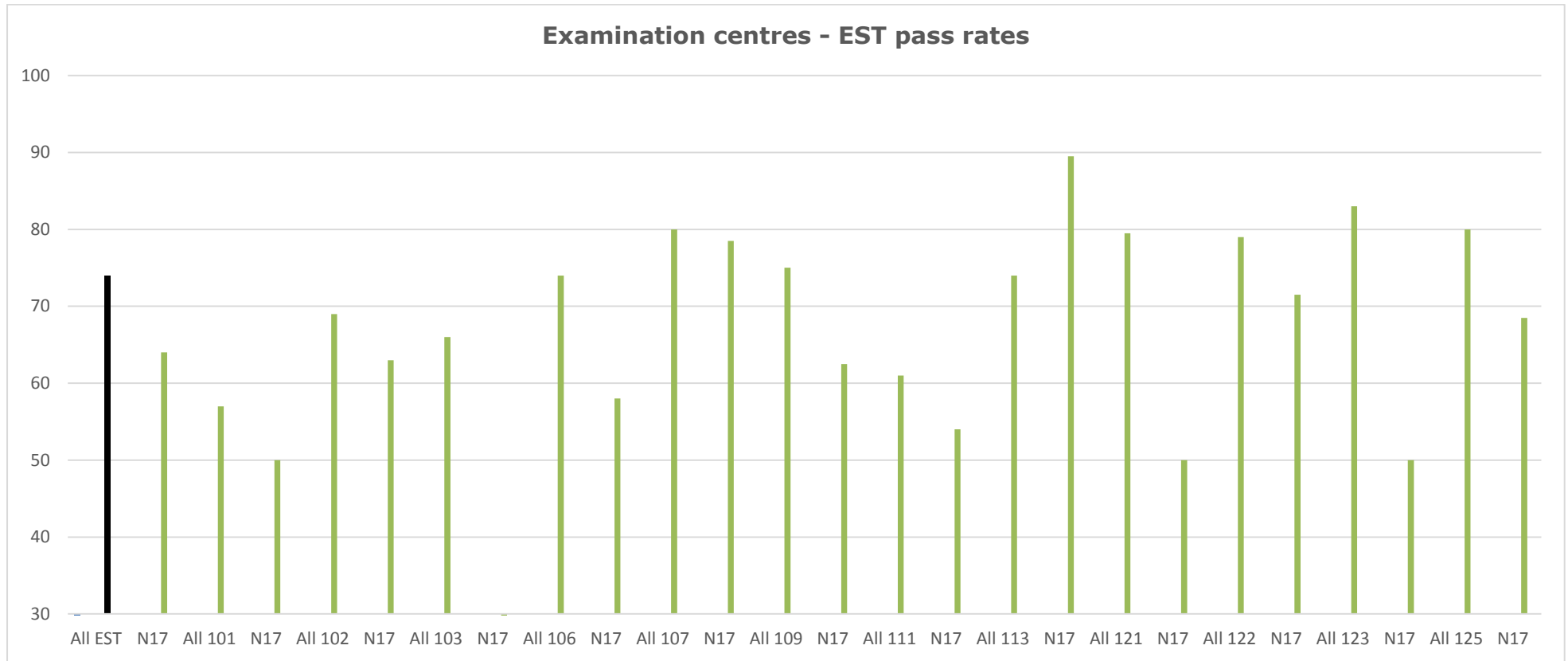
5.2 EAS Examinations



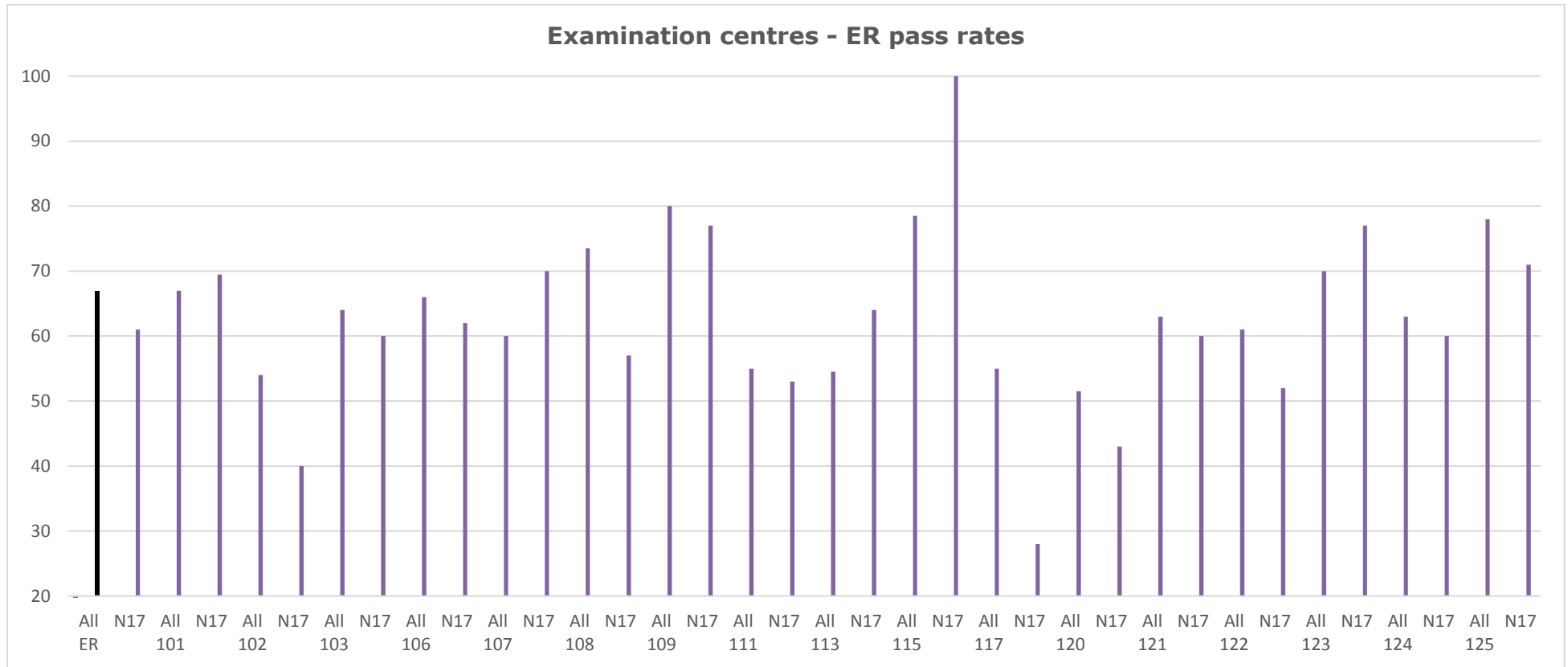
5.3 EASQ Examinations



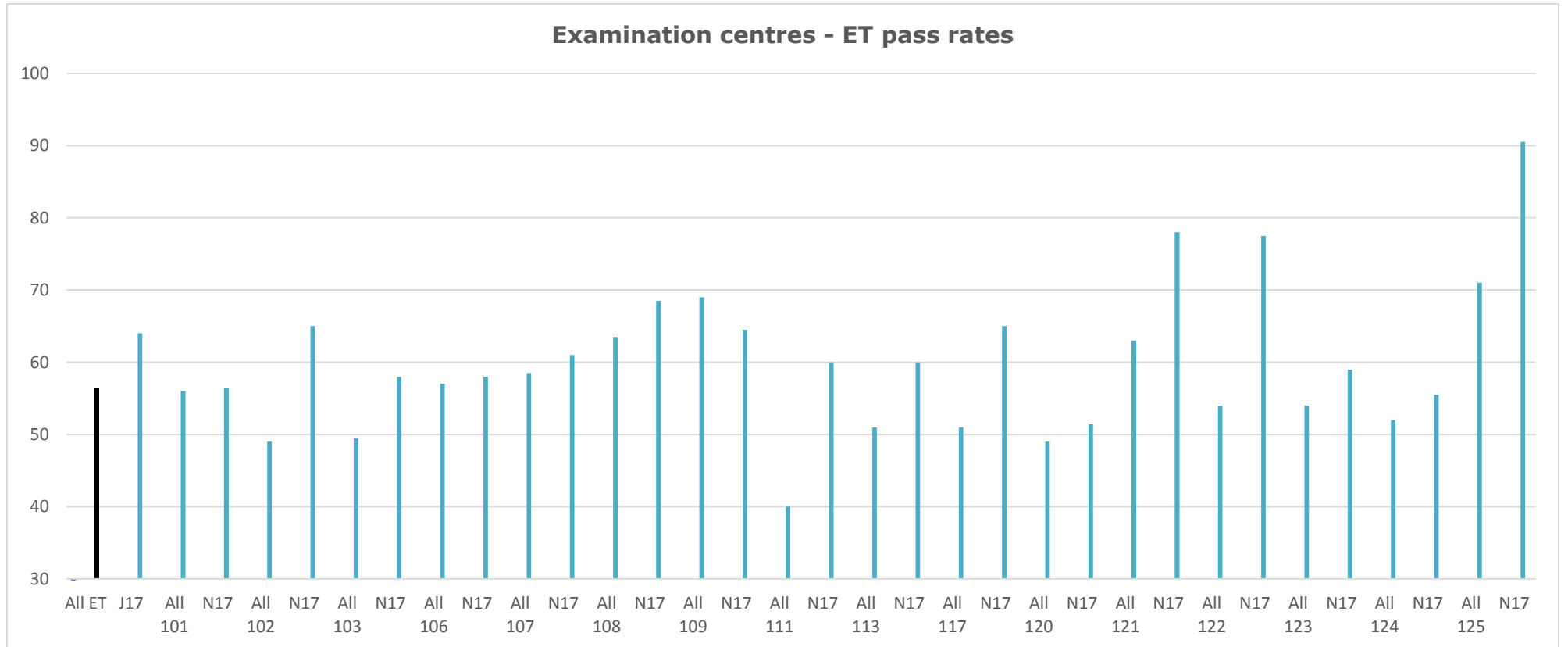
5.4 EST Examinations



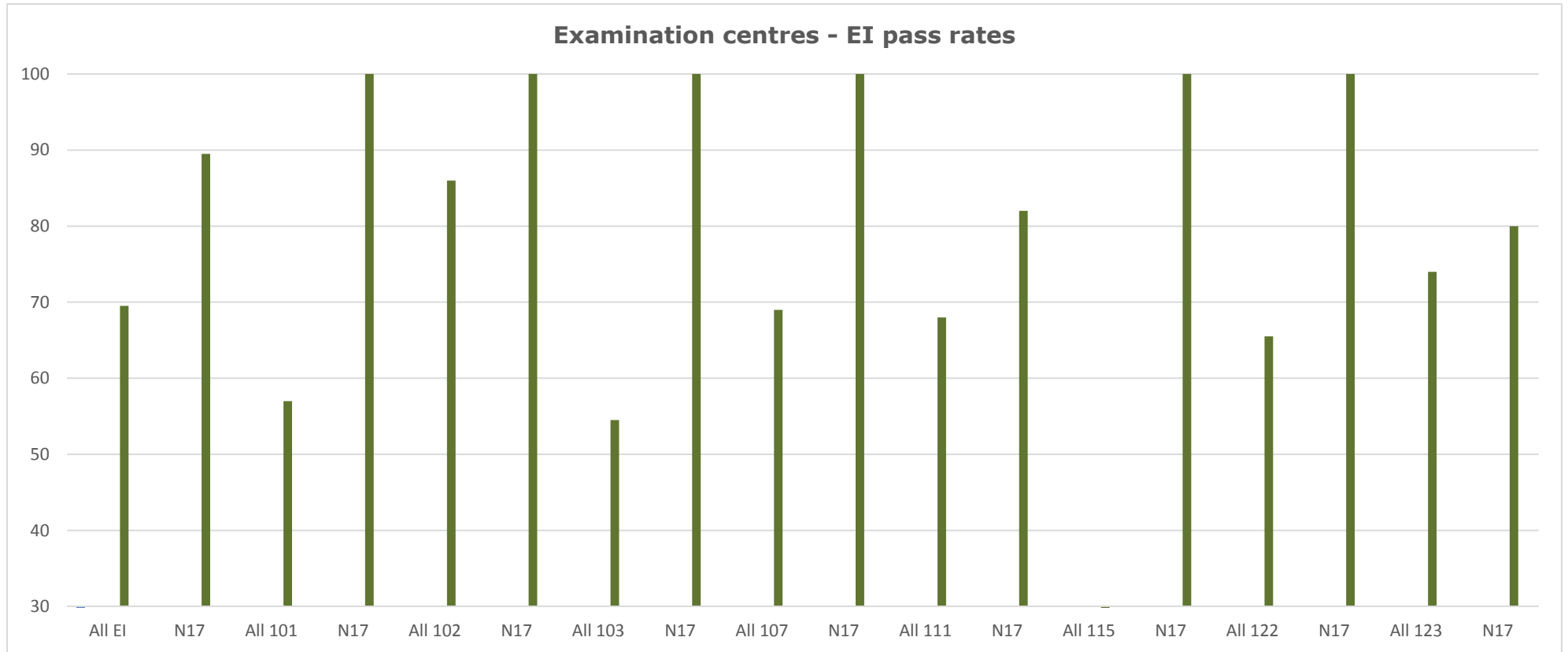
5.5 ER Examinations



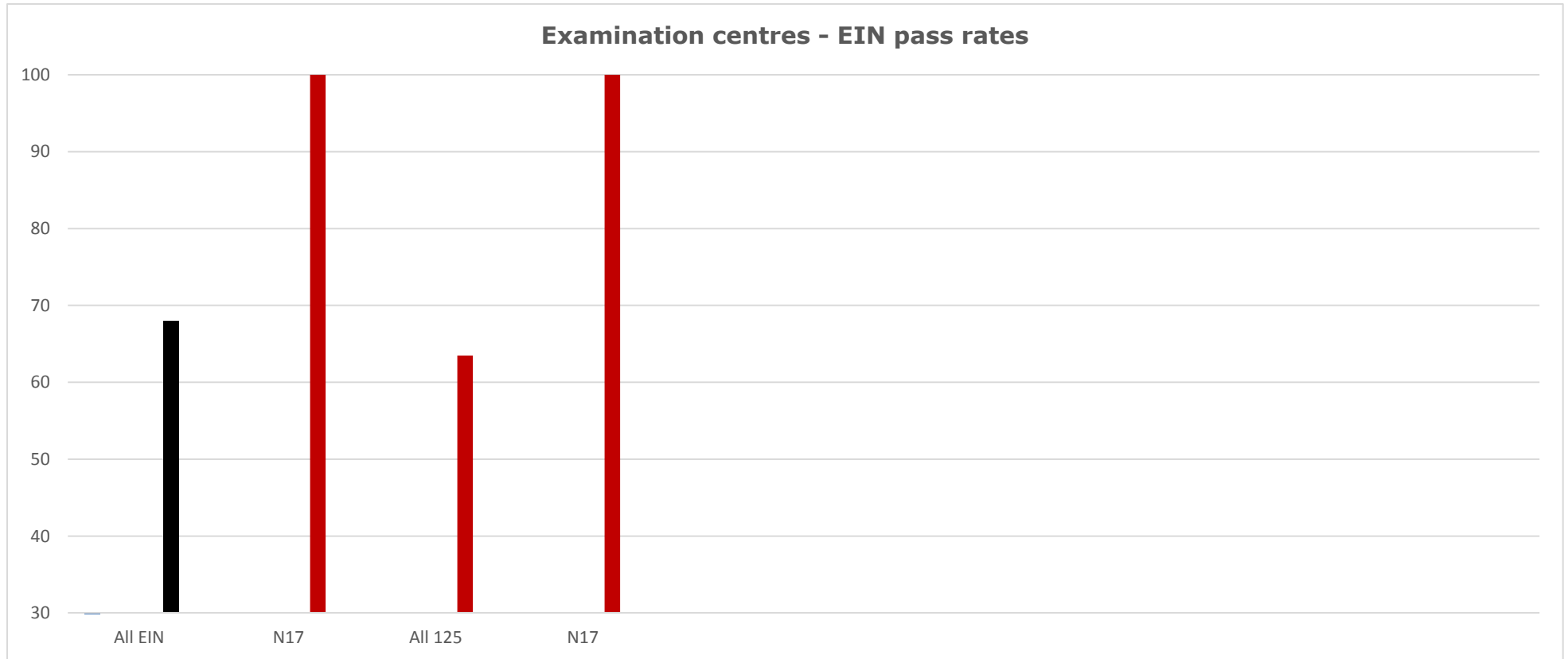
5.6 ET Examinations



5.7 EI Examinations



5.8 EIN Examinations



5.9 AT Examinations

